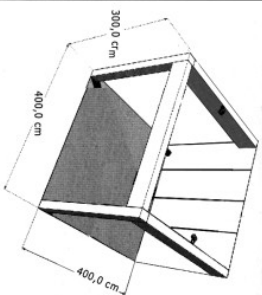


MODULO B

mq. 16 (4x4)

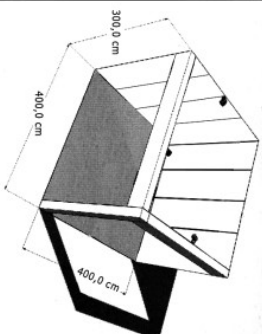
4 travi 4X0,40 m
4 colonne h. 2,60
4 faretti 300W



MODULO B1

mq. 16 (4x4)

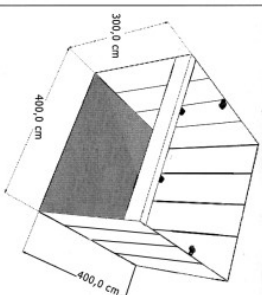
4 pannelli 3x1 m
3 travi 4X0,40 m
2 colonne h. 2,60
3 faretti 300W



MODULO B2

mq. 16 (4x4)

8 pannelli 3x1 m
2 travi 4X0,40 m
1 colonna h. 2,60
3 faretti 300W



MODULO B3

mq. 16 (4x4)

12 pannelli 3x1 m
1 trave 4X0,40 m
4 faretti 300W